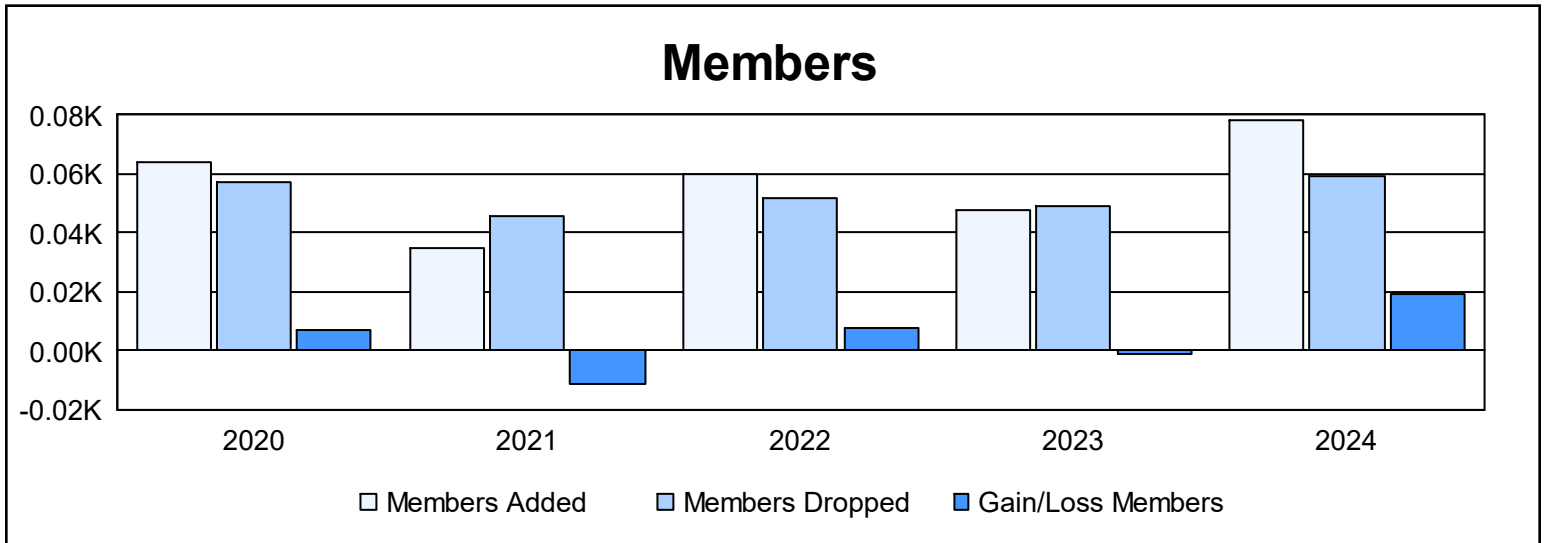
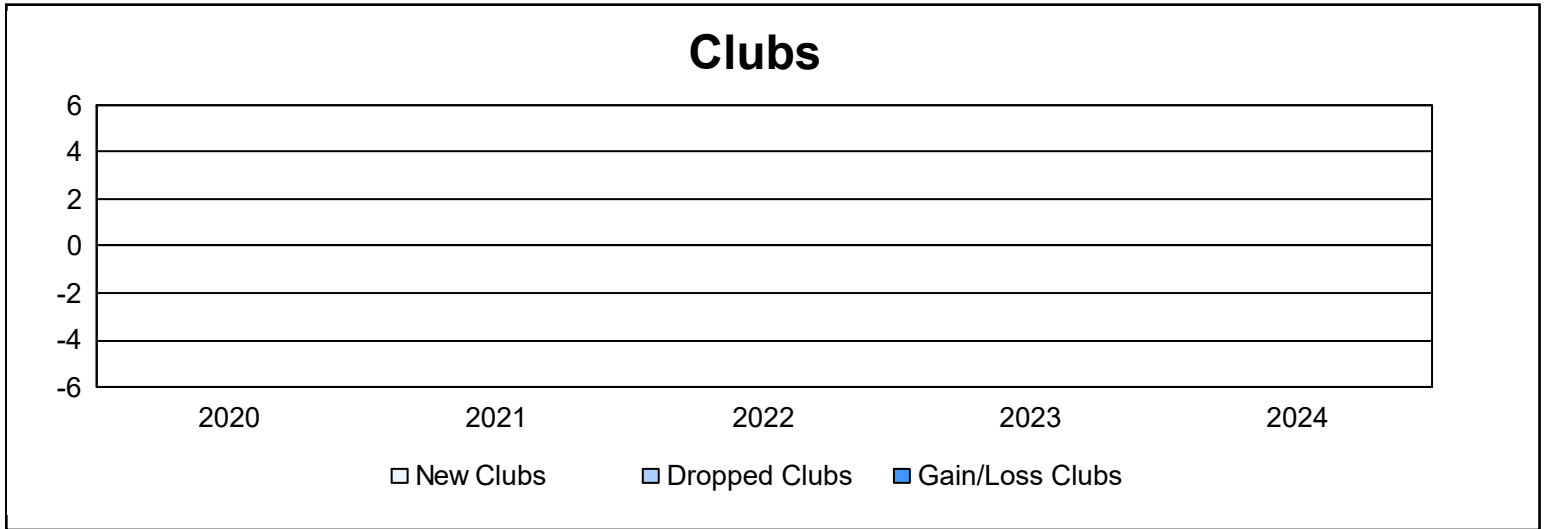
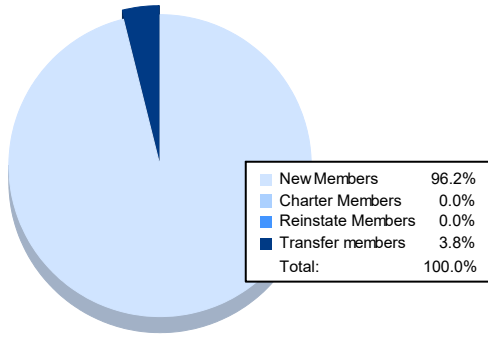


Year	New Clubs	Dropped Clubs	Gain/ Loss Clubs	New Members	Charter Members	Reinstate Members	Transfer Members	Total Member Added	Total Members Dropped	Gain/ Loss Members
2019-2020	0	0	0	59	0	0	5	64	57	7
2020-2021	0	0	0	33	0	0	2	35	46	-11
2021-2022	0	0	0	58	0	0	2	60	52	8
2022-2023	0	0	0	46	0	0	2	48	49	-1
2023-2024	0	0	0	75	0	0	3	78	59	19
<b>Average</b>	<b>0</b>	<b>0</b>	<b>0</b>	<b>54</b>	<b>0</b>	<b>0</b>	<b>3</b>	<b>57</b>	<b>53</b>	<b>4</b>



### Membership Composition June 2024 Cumulative



### Gender Composition June 2024 Cumulative

